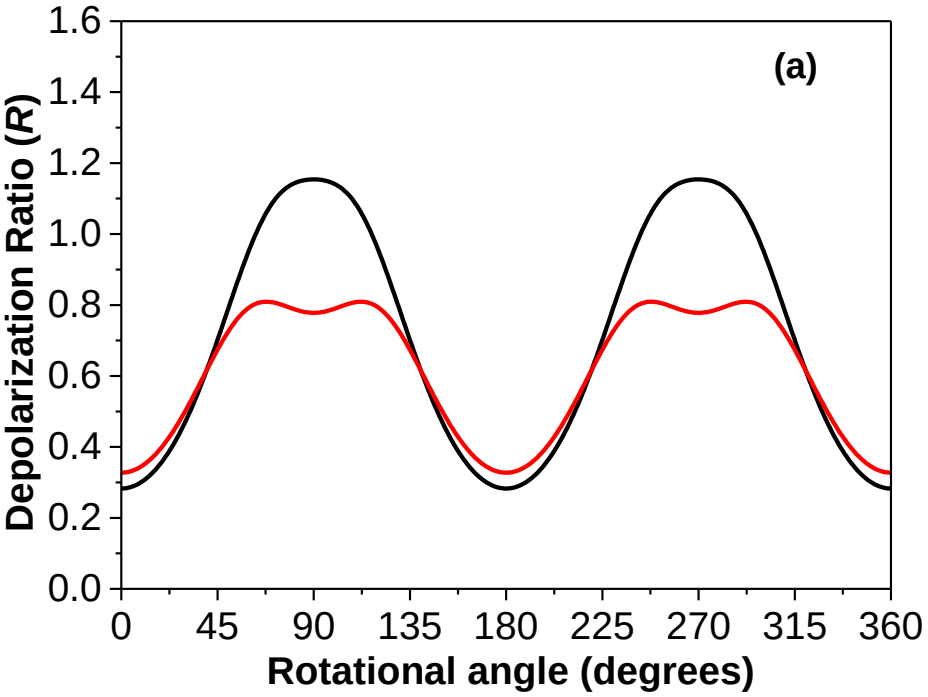
(a)
Depolarization Ratio (R)
1.6
1.4
1.2
1.0
0.8
0.6
0.4
0.2
0.0
0
45
90
135
180
225
270
315
360
Rotational angle (degrees)

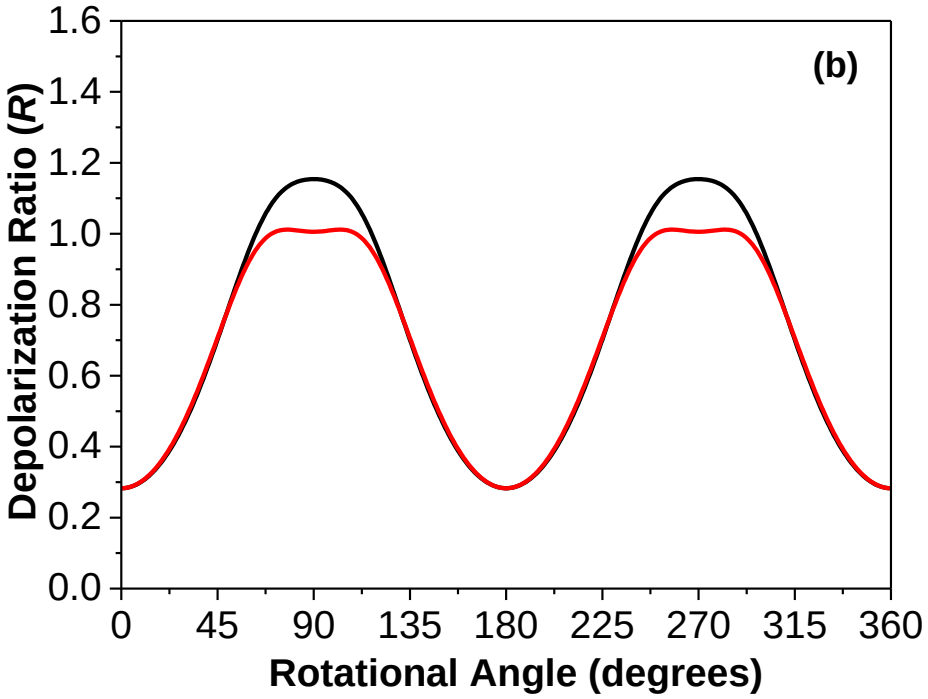
(b)
Depolarization Ratio (R)
1.6
1.4
1.2
1.0
0.8
0.6
0.4
0.2
0.0
0
45
90
135
180
225
270
315
360
Rotational Angle (degrees)

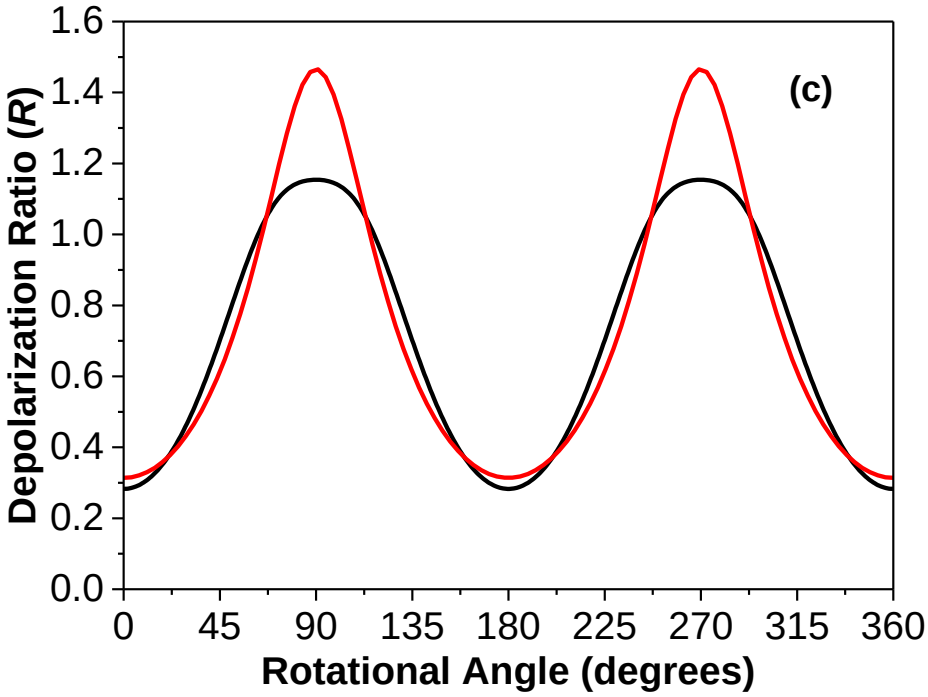

Fig. 10 (Online colour) Illustration of the effect of the biaxial order parameters $\langle \mathbf{P_{220}} \rangle, \langle \mathbf{P_{420}} \rangle$ and $\langle \mathbf{P_{440}} \rangle$on the depolarisation ratio, $\boldsymbol{R}$. (a) $\langle \mathbf{P_{420}} \rangle$ and $\langle \mathbf{P_{440}} \rangle$ fixed to be zero and $\langle \mathbf{P_{220}} \rangle = \mathbf{0}$ (black line) and 0.05 (red line). (b) $\langle \mathbf{P_{220}} \rangle$ and $\langle \mathbf{P_{420}} \rangle$ fixed to be zero and $\langle \mathbf{P_{440}} \rangle = \mathbf{0}$ (black line) and 0.005 (red line). (c) $\langle \mathbf{P_{220}} \rangle$ and $\langle \mathbf{P_{440}} \rangle$ fixed to be zero and $\langle \mathbf{P_{420}} \rangle = \mathbf{0}$ (black line) and 0.005 (red line). The scale for all parts has been kept same to ease comparison.